

Process Sealed Sub-Miniature Rocker

Specifications

Electrical Ratings	.4VA max @ 20VAC or VDC max	Dielectric Strength	500Vrms min between contacts
Electrical Life	40,000 cycles typical	Insulation Resistance	≥500MΩ min
Contact Resistance	≤100mΩ initial	Operating Temperature	-40°C to 85°C
Actuation Force	100 ± 50gF (lever actuator)	Storage Temperature	-40°C to 85°C
	350 ± 50gF (rocker actuator)	Sealing Degree	IP67

Materials

Actuator	6/6 Nylon
Housing	6/6 Nylon, Glass Filled, Flame Retardant, Heat Stabilized, UL94V-0
Bracket	Steel, Tin Plated
Contacts	Copper Alloy, Gold over Nickel Plated
Terminals	Copper Alloy, Gold over Nickel Plated

Ordering Information

1. Series	CSR	1	1	R	2	C	R
CSR							
2. Number of Poles 1 = Single Pole 2 = Double Pole							
3. Switch Function 1 = ON - NONE - ON							
4. Actuator L = Lever R = Rocker							
5. Actuator Color 2 = Black, standard Contact Factory for other actuator color options							
6. Terminals C = PC pin H = Horizontal mount, right angle PC pin V = Vertical mount, right angle PC pin							
7. Contact Material R = Gold plated							


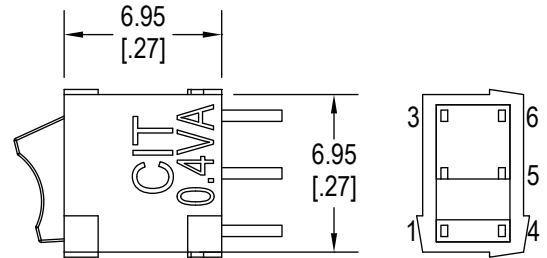
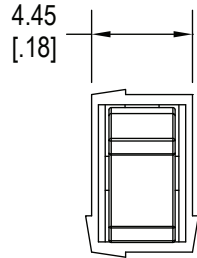
Switch Function



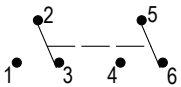
SPDT



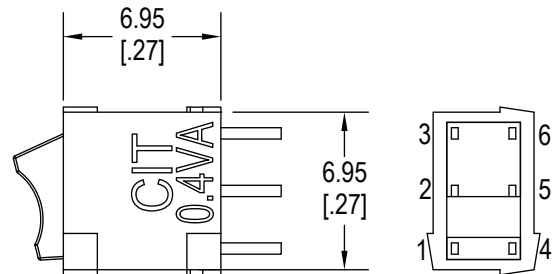
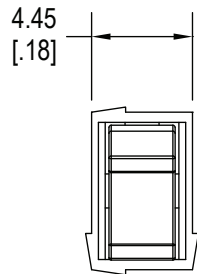
FUNCTION	ROCKER POSITION		
1	ON	NONE	ON
TERMINALS	5-6	--	5-4



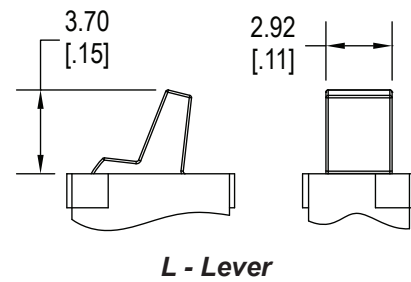
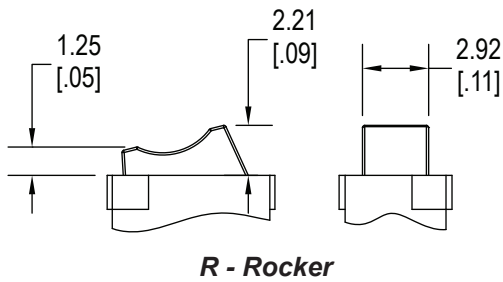
DPDT



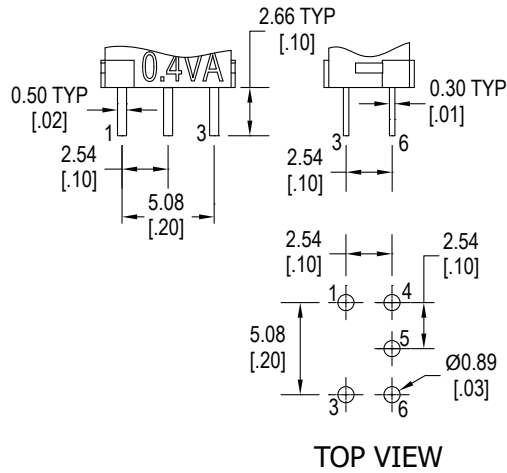
FUNCTION	ROCKER POSITION		
1	ON	NONE	ON
TERMINALS	2-3,5-6	--	2-1,5-4



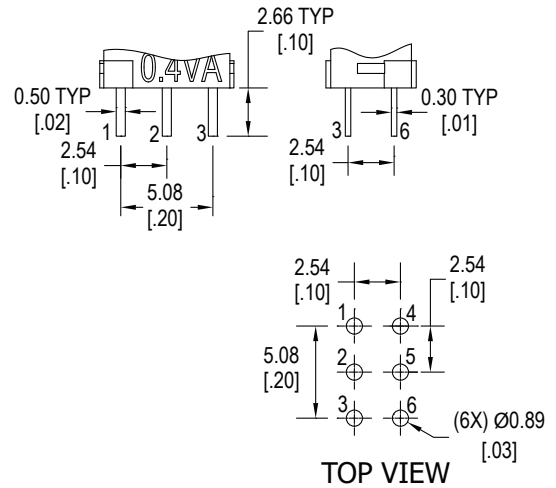
Actuator



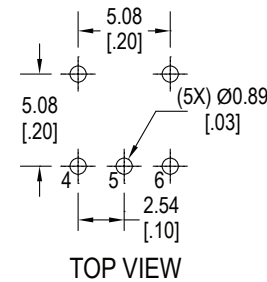
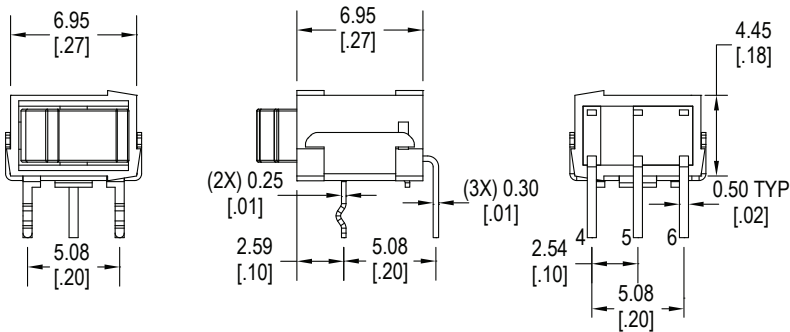
Terminal Options



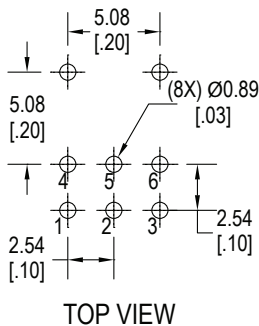
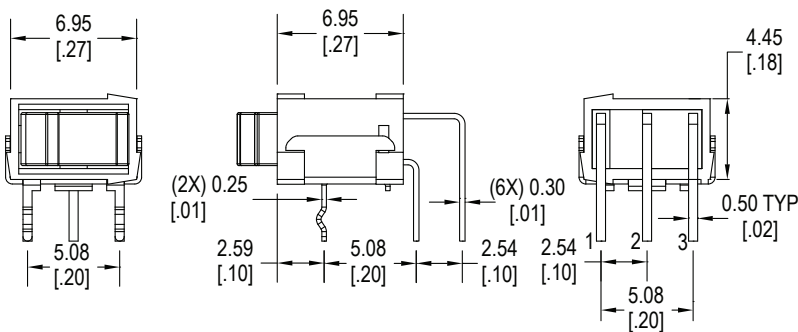
C SPDT



C DPDT

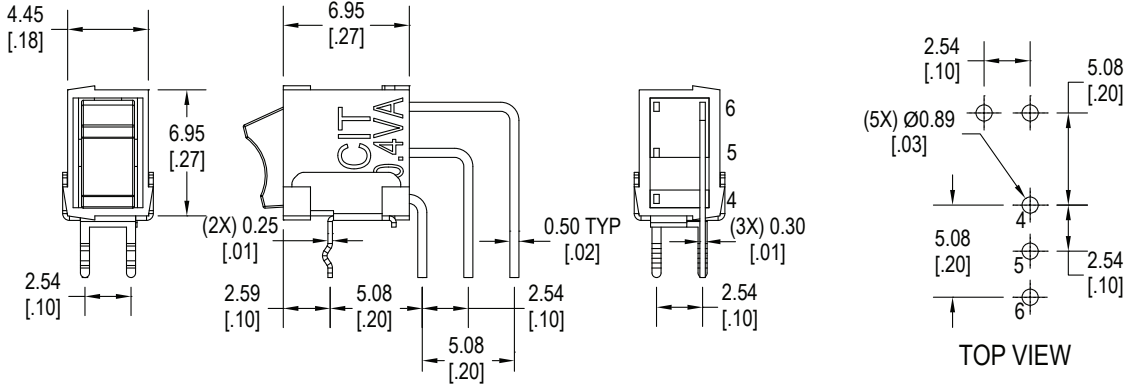


H = Horizontal mount, right angle PC pins, SPDT

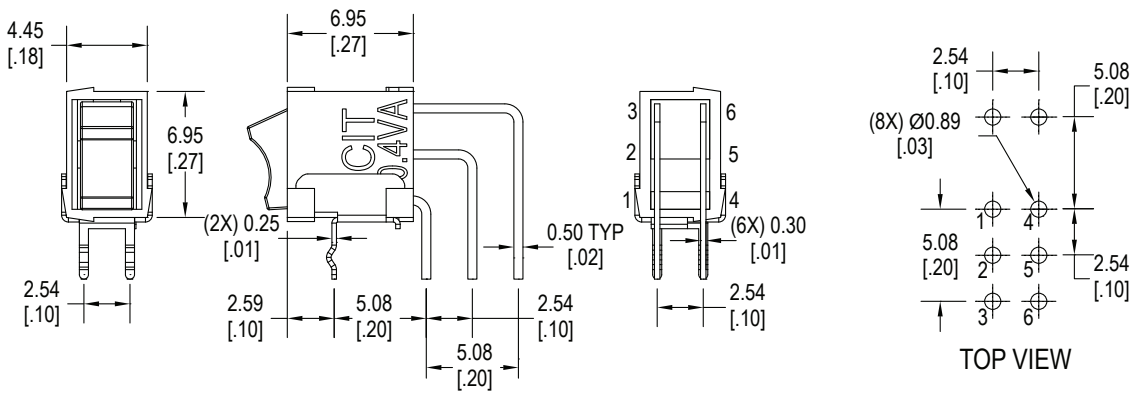


H = Horizontal mount, right angle PC pins, DPDT

Terminal Options



V = Vertical mount, right angle PC pins, SPDT



V = Vertical mount, right angle PC pins, DPDT